

Blue Wonder

Overall Status: Pass

Sample ID: 2102NIVA0118.0340
Strain: Blue Wonder
Matrix: Concentrates & Extracts
Type: Distillate
Sample Size: ; Batch Size:

Produced:
Collected:
Received: 02/02/2021
Completed: 02/11/2021
Batch#: GEXT-BQ-7913

Client
Glo Extracts
Lic. #
162 Sur Boas Dr
Santa Rosa, CA 95409



| | | | |
|--|--|---|---|
| Pass Foreign Matter <small>SOPTS.4.001</small> | Pass Heavy Metals <small>SOPTS.4.500 ICP-MS</small> | Not Tested Moisture <small>SOPTS.4.001</small> | Pass Pesticides <small>SOPTS.4.301 GC-MS/MS SOPTS.4.300 LC-MS/MS</small> |
| Pass Microbials <small>SOPTS.4.600 PathogenDx</small> | Pass Solvents <small>SOPTS.4.400 GC-MS</small> | Not Tested NT Water Activity <small>SOPTS.4.003</small> | Pass Mycotoxins <small>SOPTS.4.300 LC-MS/MS</small> |

Cannabinoids (SOPTS.4.100 HPLC Analysis)

| | | | |
|--|--|---|-----------------------|
| 854.072 mg/serving 854.072 mg/container Total THC | 5.037 mg/serving 5.037 mg/container Total CBD | 903.013 mg/serving 903.013 mg/container Total Cannabinoids | NT Moisture |
|--|--|---|-----------------------|

| Analyte | LOD mg/g | LOQ mg/g | Mass mg/g | Mass % | Mass mg/serving | Mass mg/package |
|------------------|-------------|-------------|----------------|----------------|--------------------|--------------------|
| Δ9-THC | 0.2400 | 0.8000 | 854.07 | 85.41 | 854.07 | 854.07 |
| CBG | 0.2400 | 0.8000 | 24.90 | 2.49 | 24.90 | 24.90 |
| CBN | 0.2400 | 0.8000 | 14.00 | 1.40 | 14.00 | 14.00 |
| CBD | 0.2400 | 0.8000 | 5.04 | 0.50 | 5.04 | 5.04 |
| THCV | 0.2400 | 0.8000 | 5.01 | 0.50 | 5.01 | 5.01 |
| CBC | 0.2400 | 0.8000 | ND | ND | ND | ND |
| CBDa | 0.2400 | 0.8000 | ND | ND | ND | ND |
| CBDV | 0.2400 | 0.8000 | ND | ND | ND | ND |
| CBGa | 0.2400 | 0.8000 | ND | ND | ND | ND |
| THCa | 0.2400 | 0.8000 | ND | ND | ND | ND |
| Δ8-THC | 0.2400 | 0.8000 | ND | ND | ND | ND |
| Total THC | | | 854.072 | 85.407 | 854.072 | 854.072 |
| Total CBD | | | 5.037 | 0.504 | 5.037 | 5.037 |
| Total | | | 903.013 | 90.3013 | 903.013 | 903.013 |

Density: g per 1 mL

Cannabinoids Date Tested: 02/04/2021

Total THC = (THCa x 0.877) + Δ9-THC; Total CBD = (CBDa x 0.877) + CBD; LOD = Limit of Detection; LOQ = Limit of Quantitation; ND = Not Detected; NT = Not Tested; Cured plant material reported as moisture-corrected % dry weight, other sample types reported "as is." Unless otherwise stated, all quality control samples performed within specifications established by the Laboratory. Analytical Instrumentation: Agilent 1260 HPLC.

; Water Activity Date Tested:

; Moisture Date Tested:

Foreign Material Analytical Instrumentation: Illuminated Magnifying Lens. Foreign Material Analysis Date:; Foreign Matter Date Tested: 02/03/2021



Accreditation #101219
ISO/IEC 17025:2017

Noah Kaplan
Lab Director
02/11/2021

Confident Cannabis
All Rights Reserved
support@confidentcannabis.com
(866) 506-5866
www.confidentcannabis.com



Attest all LQC samples performed and met in accordance with 16 CCR sec. 5730. This product has been tested by Niva Labs using valid testing methodologies and a quality system as required by state law. Values reported relate only to the product tested. Niva Labs makes no claims as to the efficacy, safety or other risks associated with any detected or non-detected levels of any compounds reported herein. This Certificate shall not be reproduced except in full, without the written approval of Niva Labs. Please contact The Niva Labs for information about measurement uncertainty. Please contact The Niva Labs for information about measurement uncertainty



The Niva Labs
13171 Telfair Ave
Sylmar, CA 91342

(213) 225-6482
thenivalabs.com/
Lic# C8-0000024-LIC

QA Testing

2 of 4

Blue Wonder

Overall Status: Pass

Sample ID: 2102NIVA0118.0340
Strain: Blue Wonder
Matrix: Concentrates & Extracts
Type: Distillate
Sample Size: ; Batch Size:

Produced:
Collected:
Received: 02/02/2021
Completed: 02/11/2021
Batch#: GEXT-BQ-7913

Client
Glo Extracts
Lic. #
162 Sur Boas Dr
Santa Rosa, CA 95409

Microbials

Pass

| Analyte | Result | Status |
|-------------------------------|--------------------|--------|
| Aspergillus flavus | Not Detected in 1g | Pass |
| Aspergillus fumigatus | Not Detected in 1g | Pass |
| Aspergillus niger | Not Detected in 1g | Pass |
| Aspergillus terreus | Not Detected in 1g | Pass |
| Shiga toxin-producing E. Coli | Not Detected in 1g | Pass |
| Salmonella SPP | Not Detected in 1g | Pass |

Date Tested: 02/04/2021

LOD = Limit of Detection; LOQ = Limit of Quantitation; ND = Not Detected; NT = Not Tested;

Unless otherwise stated, all quality control samples performed within specifications established by the Laboratory. Analytical Instrumentation: PathogenDx (PCR)

Mycotoxins

Pass

| Analyte | LOD µg/kg | LOQ µg/kg | Limit µg/kg | Units µg/kg | Status |
|------------------|--------------|--------------|----------------|----------------|--------|
| B1 | 4.00 | 5.00 | | ND | Tested |
| B2 | 4.00 | 5.00 | | ND | Tested |
| G1 | 4.00 | 5.00 | | ND | Tested |
| G2 | 4.00 | 5.00 | | ND | Tested |
| Total Aflatoxins | | | 20.00 | ND | Pass |
| Ochratoxin A | 16 | 20 | 20.00 | ND | Pass |

Date Tested: 02/03/2021

LOD = Limit of Detection; LOQ = Limit of Quantitation; ND = Not Detected; NT = Not Tested;

Unless otherwise stated, all quality control samples performed within specifications established by the Laboratory. Analytical Instrumentation: Agilent 6470A LC-MS

Heavy Metals


Pass

| Analyte | LOD µg/g | LOQ µg/g | Limit µg/g | Units µg/g | Status |
|---------|-------------|-------------|---------------|---------------|--------|
| Arsenic | 0.009 | 0.090 | 0.200 | ND | Pass |
| Cadmium | 0.009 | 0.090 | 0.200 | ND | Pass |
| Lead | 0.009 | 0.090 | 0.500 | ND | Pass |
| Mercury | 0.005 | 0.020 | 0.100 | ND | Pass |

Date Tested: 02/04/2021

LOD = Limit of Detection; LOQ = Limit of Quantitation; ND = Not Detected; NT = Not Tested;

Unless otherwise stated, all quality control samples performed within specifications established by the Laboratory. Analytical Instrumentation: Agilent 7900 ICP-MS



Accreditation #101219
ISO/IEC 17025:2017

Noah Kaplan
Lab Director
02/11/2021

Confident Cannabis
All Rights Reserved
support@confidentcannabis.com
(866) 506-5866
www.confidentcannabis.com



Attest all LQC samples performed and met in accordance with 16 CCR sec. 5730. This product has been tested by Niva Labs using valid testing methodologies and a quality system as required by state law. Values reported relate only to the product tested. Niva Labs makes no claims as to the efficacy, safety or other risks associated with any detected or non-detected levels of any compounds reported herein. This Certificate shall not be reproduced except in full, without the written approval of Niva Labs. Please contact The Niva Labs for information about measurement uncertainty. Please contact The Niva Labs for information about measurement uncertainty



The Niva Labs
13171 Telfair Ave
Sylmar, CA 91342

(213) 225-6482
thenivalabs.com/
Lic# C8-000024-LIC

QA Testing

3 of 4

Blue Wonder

Overall Status: Pass

Sample ID: 2102NIVA0118.0340
Strain: Blue Wonder
Matrix: Concentrates & Extracts
Type: Distillate
Sample Size: ; Batch Size:

Produced:
Collected:
Received: 02/02/2021
Completed: 02/11/2021
Batch#: GEXT-BQ-7913


Client
Glo Extracts
Lic. #
162 Sur Boas Dr
Santa Rosa, CA 95409

Pesticides

Pass

| Analyte | LOD | LOQ | Limit | Mass | Status | Analyte | LOD | LOQ | Limit | Mass | Status |
|---------------------|-------|-------|-------|------|--------|-------------------------|-------|-------|-------|------|--------|
| | µg/g | µg/g | µg/g | µg/g | | | µg/g | µg/g | µg/g | µg/g | |
| Abamectin | 0.040 | 0.050 | 0.10 | ND | Pass | Fludioxonil | 0.040 | 0.050 | 0.10 | ND | Pass |
| Acephate | 0.050 | 0.100 | 0.10 | ND | Pass | Hexythiazox | 0.010 | 0.020 | 0.10 | ND | Pass |
| Acequinocyl | 0.040 | 0.050 | 0.10 | ND | Pass | Imazalil | 0.040 | 0.050 | 0.04 | ND | Pass |
| Acetamiprid | 0.010 | 0.020 | 0.10 | ND | Pass | Imidacloprid | 0.010 | 0.020 | 5.00 | ND | Pass |
| Aldicarb | 0.010 | 0.020 | 0.01 | ND | Pass | Kresoxim Methyl | 0.020 | 0.050 | 0.10 | ND | Pass |
| Azoxystrobin | 0.010 | 0.020 | 0.10 | ND | Pass | Malathion | 0.010 | 0.020 | 0.50 | ND | Pass |
| Bifenazate | 0.010 | 0.020 | 0.10 | ND | Pass | Metalaxyl | 0.010 | 0.020 | 2.00 | ND | Pass |
| Bifenthrin | 0.010 | 0.020 | 3.00 | ND | Pass | Methiocarb | 0.010 | 0.020 | 0.01 | ND | Pass |
| Boscalid | 0.040 | 0.050 | 0.10 | ND | Pass | Methomyl | 0.010 | 0.020 | 1.00 | ND | Pass |
| Captan | 0.100 | 0.100 | 0.70 | ND | Pass | Mevinphos | 0.018 | 0.045 | 0.02 | ND | Pass |
| Carbaryl | 0.020 | 0.050 | 0.50 | ND | Pass | Myclobutanil | 0.040 | 0.050 | 0.10 | ND | Pass |
| Carbofuran | 0.010 | 0.020 | 0.01 | ND | Pass | Naled | 0.040 | 0.050 | 0.10 | ND | Pass |
| Chlorantraniliprole | 0.040 | 0.050 | 10.00 | ND | Pass | Oxamyl | 0.010 | 0.020 | 0.50 | ND | Pass |
| Chlordane | 0.030 | 0.050 | 0.03 | ND | Pass | Pacllobutrazol | 0.040 | 0.050 | 0.04 | ND | Pass |
| Chlorfenapyr | 0.030 | 0.050 | 0.03 | ND | Pass | Parathion Methyl | 0.030 | 0.050 | 0.03 | ND | Pass |
| Chlorpyrifos | 0.020 | 0.050 | 0.02 | ND | Pass | Pentachloronitrobenzene | 0.030 | 0.050 | 0.10 | ND | Pass |
| Clofentezine | 0.010 | 0.020 | 0.10 | ND | Pass | Permethrin | 0.020 | 0.050 | 0.50 | ND | Pass |
| Coumaphos | 0.050 | 0.100 | 0.05 | ND | Pass | Phosmet | 0.010 | 0.020 | 0.10 | ND | Pass |
| Cyfluthrin | 0.050 | 0.100 | 2.00 | ND | Pass | Piperonyl Butoxide | 0.010 | 0.020 | 3.00 | ND | Pass |
| Cypermethrin | 0.050 | 0.100 | 1.00 | ND | Pass | Prallethrin | 0.040 | 0.050 | 0.10 | ND | Pass |
| Daminozide | 0.040 | 0.050 | 0.04 | ND | Pass | Propiconazole | 0.040 | 0.050 | 0.10 | ND | Pass |
| Diazinon | 0.010 | 0.020 | 0.10 | ND | Pass | Propoxur | 0.010 | 0.020 | 0.01 | ND | Pass |
| Dichlorvos | 0.050 | 0.100 | 0.05 | ND | Pass | Pyrethrins | 0.042 | 0.084 | 0.50 | ND | Pass |
| Dimethoate | 0.010 | 0.020 | 0.01 | ND | Pass | Pyridaben | 0.030 | 0.050 | 0.10 | ND | Pass |
| Dimethomorph | 0.020 | 0.050 | 2.00 | ND | Pass | Spinetoram | 0.041 | 0.061 | 0.10 | ND | Pass |
| Ethoprophos | 0.010 | 0.020 | 0.01 | ND | Pass | Spinosad | 0.019 | 0.048 | 0.10 | ND | Pass |
| Etofenprox | 0.010 | 0.020 | 0.01 | ND | Pass | Spiromesifen | 0.010 | 0.020 | 0.10 | ND | Pass |
| Etoxazole | 0.010 | 0.020 | 0.10 | ND | Pass | Spirotetramat | 0.020 | 0.050 | 0.10 | ND | Pass |
| Fenhexamid | 0.040 | 0.050 | 0.10 | ND | Pass | Spiroxamine | 0.010 | 0.020 | 0.01 | ND | Pass |
| Fenoxycarb | 0.010 | 0.020 | 0.01 | ND | Pass | Tebuconazole | 0.050 | 0.100 | 0.10 | ND | Pass |
| Fenpyroximate | 0.010 | 0.020 | 0.10 | ND | Pass | Thiacloprid | 0.010 | 0.020 | 0.01 | ND | Pass |
| Fipronil | 0.040 | 0.050 | 0.04 | ND | Pass | Thiamethoxam | 0.010 | 0.020 | 5.00 | ND | Pass |
| Fonicamid | 0.010 | 0.020 | 0.10 | ND | Pass | Trifloxystrobin | 0.010 | 0.020 | 0.10 | ND | Pass |

Date Tested: 02/03/2021
LOD = Limit of Detection; LOQ = Limit of Quantitation; ND = Not Detected; NT = Not Tested;
Unless otherwise stated, all quality control samples performed within specifications established by the Laboratory. Analytical Instrumentation: Agilent 6470A LC-MS; Agilent 7010B GC-MS



Accreditation #101219
ISO/IEC 17025:2017

Noah Kaplan
Lab Director
02/11/2021

Confident Cannabis
All Rights Reserved
support@confidentcannabis.com
(866) 506-5866
www.confidentcannabis.com



Attest all LQC samples performed and met in accordance with 16 CCR sec. 5730. This product has been tested by Niva Labs using valid testing methodologies and a quality system as required by state law. Values reported relate only to the product tested. Niva Labs makes no claims as to the efficacy, safety or other risks associated with any detected or non-detected levels of any compounds reported herein. This Certificate shall not be reproduced except in full, without the written approval of Niva Labs. Please contact The Niva Labs for information about measurement uncertainty. Please contact The Niva Labs for information about measurement uncertainty



The Niva Labs
13171 Telfair Ave
Sylmar, CA 91342

(213) 225-6482
thenivalabs.com/
Lic# C8-0000024-LIC

QA Testing

4 of 4

Blue Wonder

Overall Status: Pass

Sample ID: 2102NIVA0118.0340
Strain: Blue Wonder
Matrix: Concentrates & Extracts
Type: Distillate
Sample Size: ; Batch Size:


Produced:
Collected:
Received: 02/02/2021
Completed: 02/11/2021
Batch#: GEXT-BQ-7913

Client
Glo Extracts
Lic. #
162 Sur Boas Dr
Santa Rosa, CA 95409

Residual Solvents

| Analyte | LOD | LOQ | Limit | Mass | Status |
|--------------------|------|------|----------|--------|--------|
| | µg/g | µg/g | µg/g | µg/g | |
| 1,2-Dichloroethane | 0.25 | 0.50 | 1.000 | ND | Pass |
| Acetone | 5.0 | 10 | 5000.000 | ND | Pass |
| Acetonitrile | 5.0 | 10 | 410.000 | ND | Pass |
| Benzene | 0.25 | 0.50 | 1.000 | ND | Pass |
| Butane | 5.0 | 10 | 5000.000 | ND | Pass |
| Chloroform | 0.25 | 0.50 | 1.000 | ND | Pass |
| Ethanol | 5.0 | 10 | 5000.000 | ND | Pass |
| Ethyl-Acetate | 5.0 | 10 | 5000.000 | 10.142 | Pass |
| Ethyl-Ether | 5.0 | 10 | 5000.000 | ND | Pass |
| Ethylene Oxide | 0.50 | 1.0 | 1.000 | ND | Pass |
| Heptane | 5.0 | 10 | 5000.000 | ND | Pass |
| Isopropanol | 5.0 | 10 | 5000.000 | ND | Pass |
| Methanol | 5.0 | 10 | 3000.000 | ND | Pass |
| Methylene Chloride | 0.25 | 0.50 | 1.000 | ND | Pass |
| n-Hexane | 5.0 | 10 | 290.000 | ND | Pass |
| Pentane | 5.0 | 10 | 5000.000 | ND | Pass |
| Propane | 5.0 | 10 | 5000.000 | ND | Pass |
| Toluene | 5.0 | 10 | 890.000 | ND | Pass |
| Trichloroethene | 0.25 | 0.50 | 1.000 | ND | Pass |
| Xylenes | 5.0 | 10 | 2170.000 | ND | Pass |

Date Tested: 02/04/2021 LOD = Limit of Detection; LOQ = Limit of Quantitation; ND = Not Detected; NT = Not Tested;
Unless otherwise stated, all quality control samples performed within specifications established by the Laboratory. Analytical Instrumentation: Agilent 5977B GC-MS-FID



Accreditation #101219
ISO/IEC 17025:2017

Noah Kaplan
Lab Director
02/11/2021

Confident Cannabis
All Rights Reserved
support@confidentcannabis.com
(866) 506-5866
www.confidentcannabis.com



Attest all LQC samples performed and met in accordance with 16 CCR sec. 5730. This product has been tested by Niva Labs using valid testing methodologies and a quality system as required by state law. Values reported relate only to the product tested. Niva Labs makes no claims as to the efficacy, safety or other risks associated with any detected or non-detected levels of any compounds reported herein. This Certificate shall not be reproduced except in full, without the written approval of Niva Labs. Please contact The Niva Labs for information about measurement uncertainty. Please contact The Niva Labs for information about measurement uncertainty